

特征/Features	外形尺寸/Outline Dimensions																																									
<ul style="list-style-type: none"> <li>◆ GPP芯片 Glass passivated chip</li> <li>◆ 低反向漏电流 Low Reverse Leakage Current</li> <li>◆ 高耐浪涌电流能力 High surge current capability</li> <li>◆ 接线端与壳体间绝缘耐压2500V Case to Terminal Isolation Voltage 2500V</li> </ul>	<b>Case: GBP Series</b> Dimensions in millimeters 		<table border="1"> <thead> <tr> <th>序号</th> <th>Min (mm)</th> <th>MAX (mm)</th> </tr> </thead> <tbody> <tr><td>A</td><td>13.95</td><td>14.45</td></tr> <tr><td>B</td><td>11.45</td><td>11.85</td></tr> <tr><td>C</td><td>10.25</td><td>10.65</td></tr> <tr><td>D</td><td>7.86</td><td>8.26</td></tr> <tr><td>E</td><td>2.95</td><td>3.05</td></tr> <tr><td>F</td><td>1.35</td><td>1.5</td></tr> <tr><td>G</td><td>0.75</td><td>0.85</td></tr> <tr><td>H</td><td>3.5</td><td>3.9</td></tr> <tr><td>I</td><td>14.35</td><td>14.50</td></tr> <tr><td>J</td><td>2.95</td><td>3.05</td></tr> <tr><td>K</td><td>0.8</td><td>0.95</td></tr> <tr><td>L</td><td>0.3</td><td>0.4</td></tr> </tbody> </table>	序号	Min (mm)	MAX (mm)	A	13.95	14.45	B	11.45	11.85	C	10.25	10.65	D	7.86	8.26	E	2.95	3.05	F	1.35	1.5	G	0.75	0.85	H	3.5	3.9	I	14.35	14.50	J	2.95	3.05	K	0.8	0.95	L	0.3	0.4
序号	Min (mm)	MAX (mm)																																								
A	13.95	14.45																																								
B	11.45	11.85																																								
C	10.25	10.65																																								
D	7.86	8.26																																								
E	2.95	3.05																																								
F	1.35	1.5																																								
G	0.75	0.85																																								
H	3.5	3.9																																								
I	14.35	14.50																																								
J	2.95	3.05																																								
K	0.8	0.95																																								
L	0.3	0.4																																								
<b>机械参数/Machanical Data</b>																																										
<ul style="list-style-type: none"> <li>◆ 本体：塑封 Case: plastic package</li> <li>◆ 标识/极性：本体标记 Marking / Polarity: Marked on Body</li> <li>◆ 重量：约克 Weight: About 1.2grams</li> </ul>																																										

**极限值/Maximum Ratings and Thermal Characteristics @ Ta = 25°C unless otherwise noted**

符号 Symbol	特性 Characteristic	GBP2							单位 Unit
		005	01	02	04	06	08	10	
V <sub>RRM</sub>	最大反向重复峰值电压 Maxmum Recurrent Peak Reverse Voltage	50	100	200	400	600	800	1000	V
I <sub>F(AV)</sub>	平均整流输出电流 Average Forward Output Rectified Current@Ta =120°C	2							A
V <sub>F</sub>	正向峰值电压 Forward Voltage Per Leg @I <sub>FM</sub> =2.0A	0.98							V
I <sub>FSM</sub>	正向浪涌电流 Peak Forward Surge Current 8.3ms Single Half Sine-wave superimposed on rated load	60							A
I <sub>R</sub>	反向漏电流 Maximum DC reverse current at rated DC blocking voltage per leg	Ta = 25°C			5				uA
		Ta = 125°C			500				
i <sup>2</sup> t	热容值 Rating for fusing (t<8.3ms)	15							A <sup>2</sup> S
V <sub>isol</sub>	绝缘耐压 Rms isolation voltage from case to leads	2500							V
C <sub>J</sub>	典型结电容 Typical Junction Capacitance	23							pF
R <sub>θJC</sub>	热阻 Maximum thermal resistance per leg	10							°C/W
T <sub>j</sub> , T <sub>STG</sub>	结温， 存储条件 Operating Junction and storage temperature range	-55~150							°C

Note:  
 (1) Junction to case with heatsink  
 (2) Recommended mounting position is to bolt down on heatsink with silicone thermal compound for maximum heat transfer with M3 screw .

◆ 特性曲线 (典型) **Characteristics(Typical)**

Fig 1-forwardCurrent derating Curve  
图1正向电流降额曲线

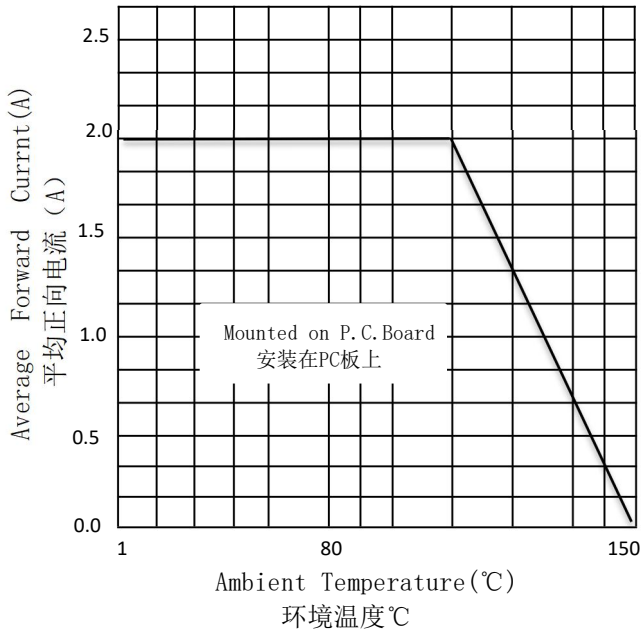


Fig. 2-Maximum Non-Repetitive Surge Current  
图2 最大不重复正向浪涌曲线

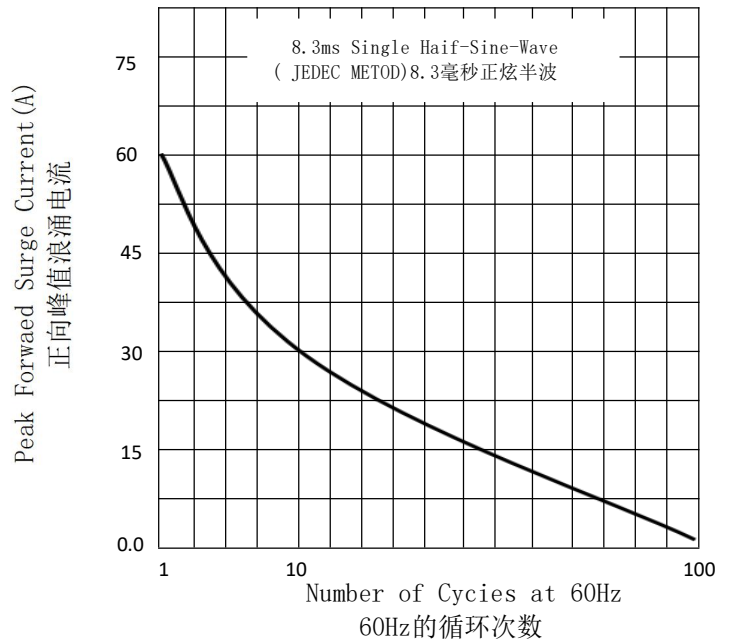


Fig. 3-Typical Reverse Characteristics  
图3. 典型的反向特性

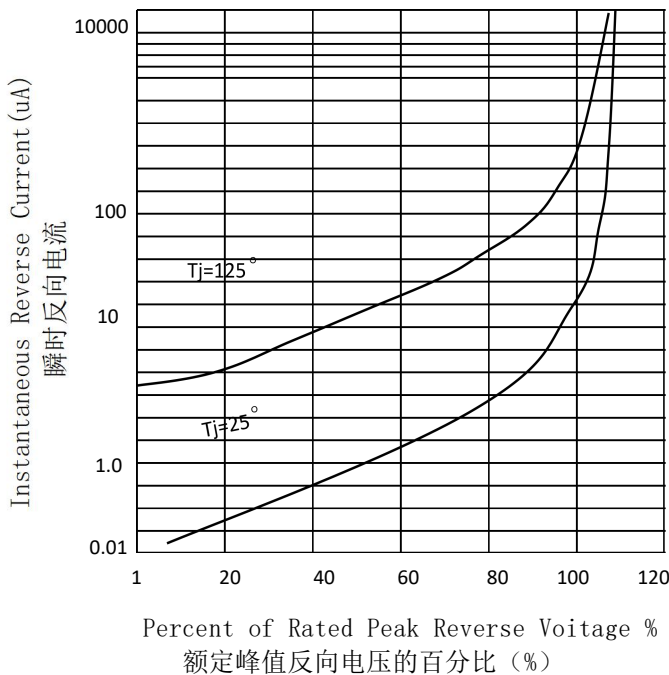


Fig. 4-Typical Forward Characteristics  
图4. 典型的正向特性

