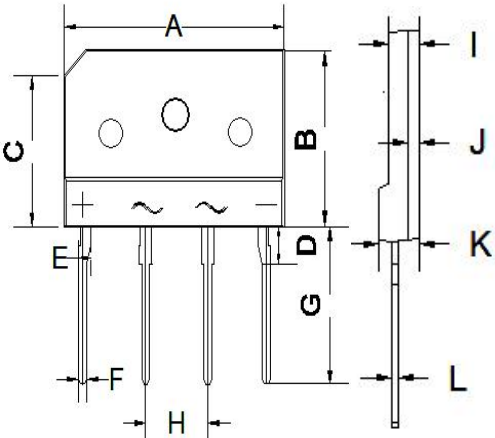


6A Glass Passivated Single-Phase Bridge Rectifier

特征/Features	外形尺寸/Outline Dimensions																																								
<ul style="list-style-type: none"> ◆ GPP芯片 Glass passivated chip ◆ 低反向漏电流 Low Reverse Leakage Current ◆ 高耐浪涌电流能力 High surge current capability ◆ 接线端与壳体间绝缘耐压2500V Case to Terminal Isolation Voltage 2500V 	Case: KBJ Series Dimensions in millimeters 	<table border="1"> <thead> <tr> <th>序号</th> <th>Min(mm)</th> <th>MAX(mm)</th> </tr> </thead> <tbody> <tr><td>A</td><td>24.8</td><td>25.3</td></tr> <tr><td>B</td><td>14.7</td><td>15.3</td></tr> <tr><td>C</td><td>11.4</td><td>12.0</td></tr> <tr><td>D</td><td>3.6</td><td>4.2</td></tr> <tr><td>E</td><td>1.7</td><td>2.2</td></tr> <tr><td>F</td><td>0.95</td><td>1.05</td></tr> <tr><td>G</td><td>17.3</td><td>17.8</td></tr> <tr><td>H</td><td>7.3</td><td>7.7</td></tr> <tr><td>I</td><td>3.5</td><td>3.8</td></tr> <tr><td>J</td><td>0.8</td><td>1.2</td></tr> <tr><td>K</td><td>4.4</td><td>4.9</td></tr> <tr><td>L</td><td>0.45</td><td>0.55</td></tr> </tbody> </table>	序号	Min(mm)	MAX(mm)	A	24.8	25.3	B	14.7	15.3	C	11.4	12.0	D	3.6	4.2	E	1.7	2.2	F	0.95	1.05	G	17.3	17.8	H	7.3	7.7	I	3.5	3.8	J	0.8	1.2	K	4.4	4.9	L	0.45	0.55
序号	Min(mm)	MAX(mm)																																							
A	24.8	25.3																																							
B	14.7	15.3																																							
C	11.4	12.0																																							
D	3.6	4.2																																							
E	1.7	2.2																																							
F	0.95	1.05																																							
G	17.3	17.8																																							
H	7.3	7.7																																							
I	3.5	3.8																																							
J	0.8	1.2																																							
K	4.4	4.9																																							
L	0.45	0.55																																							
机械参数/Machanical Data																																									
<ul style="list-style-type: none"> ◆ 本体: 塑封 Case: plastic package ◆ 标识/极性: 本体标记 Marking / Polarity: Marked on Body ◆ 重量: 约克 Weight: About 3.7grams 																																									

极限值/Maximum Ratings and Thermal Characteristics @ Ta = 25°C unless otherwise noted

符号 Symbol	特性 Characteristic	KBJ6							单位 Unit
		005	01	02	04	06	08	10	
V _{RRM}	最大反向重复峰值电压 Maxmum Recurrent Peak Reverse Voltage	50	100	200	400	600	800	1000	V
I _{F(AV)}	平均整流输出电流 Average Forward Output Rectified Current@Ta =120°C	6							A
V _F	正向峰值电压 Forward Voltage Per Leg @I _{FM} =6.0A	1.03							V
I _{FSM}	正向浪涌电流 Peak Forward Surge Current 8.3ms Single Half Sine-wave superimposed on rated load	160							A
I _R	反向漏电流 Maximum DC reverse current at rated DC blocking voltage per leg	5 500							uA
i ² t	热容值 Rating for fusing (t<8.3ms)	106							A ² S
V _{isol}	绝缘耐压 Rms isolation voltage from case to leads	2500							V
C _J	典型结电容 Typical Junction Capacitance	42							pF
R _{θJC}	热阻 Maximum thermal resistance per leg	4.2							°C/W
T _j , T _{STG}	结温, 存储条件 Operating Junction and storage temperature range	-55~150							°C

Note:
 (1) Junction to case with heatsink
 (2) Recommended mounting position is to bolt down on heatsink with silicone thermal compound for maximum heat transfer with M3 screw .

◆ 特性曲线 (典型) Characteristics(Typical)

Fig 1-forwardCurrent derating Curve
图1正向电流降额曲线

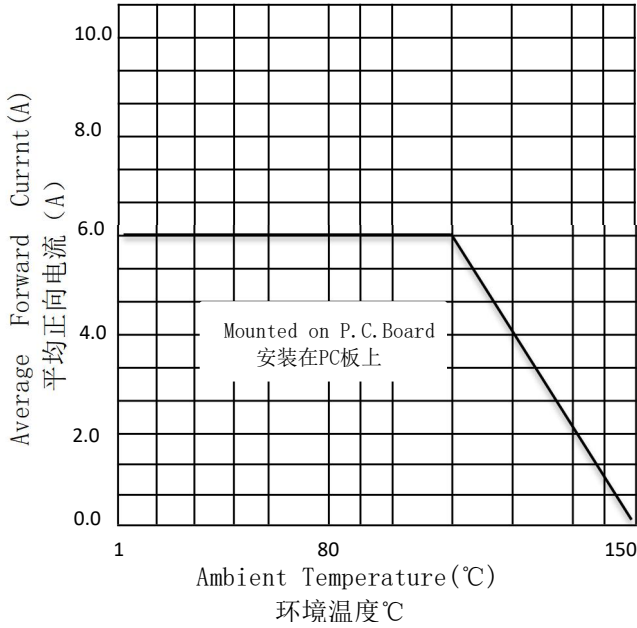


Fig.2-Maximum Non-Repetitive Surge Current
图2 最大不重复正向浪涌曲线

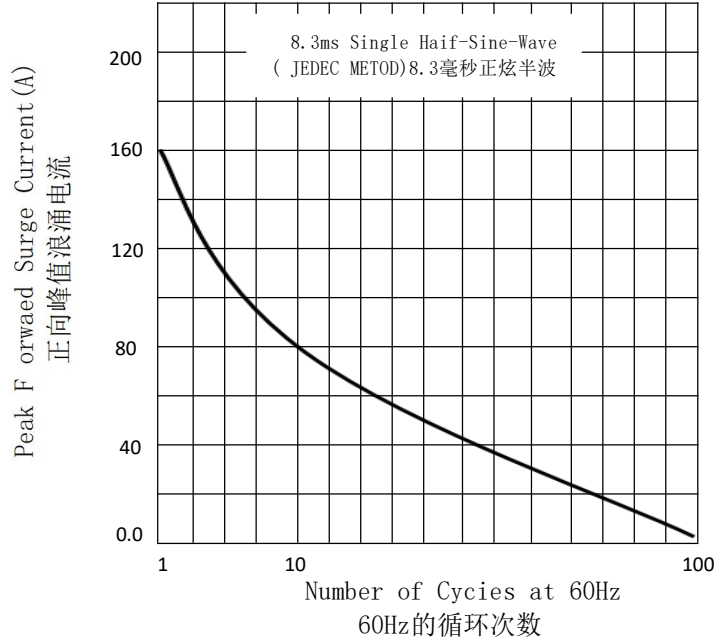


Fig.3-Typical Reverse Characteristics
图3. 典型的反向特性

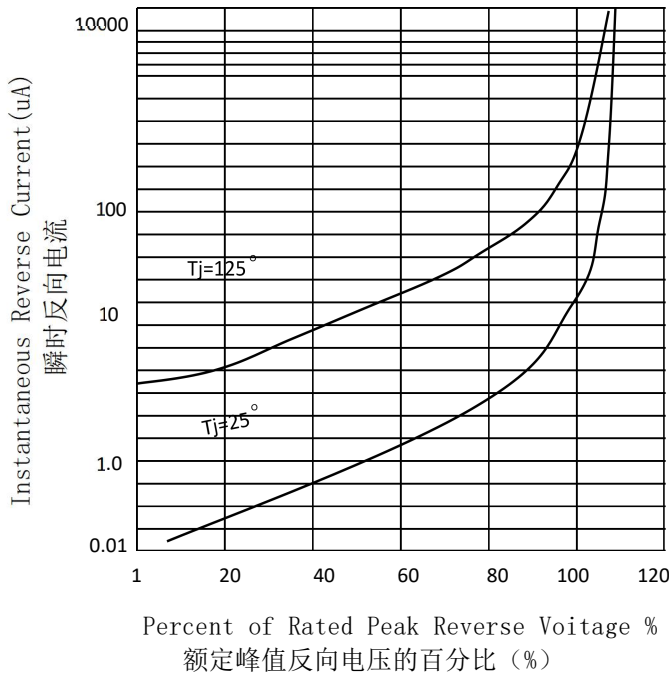


Fig.4-Typical Forward Characteristics
图4. 典型的正向特性

