

## 25A Glass Passivated Single-Phase Bridge Rectifier

特征/Features	外形尺寸/Outline Dimensions			
<ul style="list-style-type: none"> <li>◆ GPP芯片 Glass passivated chip</li> <li>◆ 低反向漏电流 Low Reverse Leakage Current</li> <li>◆ 高耐浪涌电流能力 High surge current capability</li> <li>◆ 接线端与壳体间绝缘耐压2500V Case to Terminal Isolation Voltage 2500V</li> </ul>	<b>Case: KBJ Series</b> Dimensions in millimeters 	序号	Min(mm)	MAX(mm)
<b>机械参数/Machanical Data</b> <ul style="list-style-type: none"> <li>◆ 本体: 塑封 Case: plastic package</li> <li>◆ 标识/极性: 本体标记 Marking / Polarity: Marked on Body</li> <li>◆ 重量: 约克 Weight: About 3.7grams</li> </ul>		A	24.8	25.3
		B	14.7	15.3
		C	11.4	12.0
		D	3.6	4.2
		E	1.7	2.2
		F	0.95	1.05
		G	17.3	17.8
		H	7.3	7.7
		I	3.5	3.8
		J	0.8	1.2
		K	4.4	4.9
		L	0.45	0.55

**极限值/Maximum Ratings and Thermal Characteristics** @ Ta = 25°C unless otherwise noted

符号 Symbol	特性 Characteristic	KBJ25							单位 Unit
		005	01	02	04	06	08	10	
V <sub>RRM</sub>	最大反向重复峰值电压 Maximum Recurrent Peak Reverse Voltage	50	100	200	400	600	800	1000	V
I <sub>F(AV)</sub>	平均整流输出电流 Average Forward Output Rectified Current@Ta = 120°C	25							A
V <sub>F</sub>	正向峰值电压 Forward Voltage Per Leg @I <sub>FM</sub> = 25.0A	1.1							V
I <sub>FSM</sub>	正向浪涌电流 Peak Forward Surge Current 8.3ms Single Half Sine-wave superimposed on rated load	350							A
I <sub>R</sub>	反向漏电流 Maximum DC reverse current at rated DC blocking voltage per leg	5 500							uA
i <sup>2</sup> t	热容值 Rating for fusing (t<8.3ms)	508							A <sup>2</sup> S
V <sub>isol</sub>	绝缘耐压 Rms isolation voltage from case to leads	2500							V
C <sub>J</sub>	典型结电容 Typical Junction Capacitance	118							pF
R <sub>θJC</sub>	热阻 Maximum thermal resistance per leg	1.0							°C/W
T <sub>j</sub> , T <sub>STG</sub>	结温, 存储条件 Operating Junction and storage temperature range	-55~150							°C

Note:  
 (1) Junction to case with heatsink  
 (2) Recommended mounting position is to bolt down on heatsink with silicone thermal compound for maximum heat transfer with M3 screw .

#### ◆ 特性曲线 (典型) Characteristics(Typical)

Fig 1-forwardCurrent derating Curve  
图1正向电流降额曲线

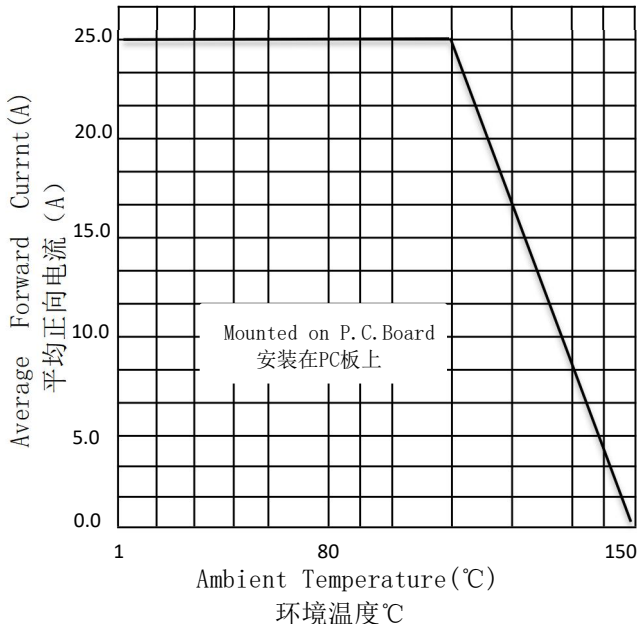


Fig.2-Maximum Non-Repetitive Surge Current  
图2 最大不重复正向浪涌曲线

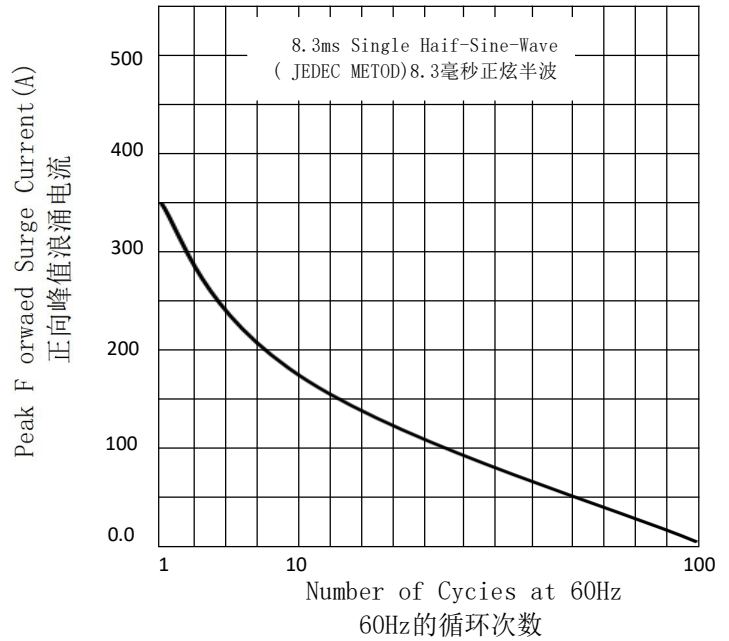


Fig.3-Typical Reverse Characteristics  
图3. 典型的反向特性

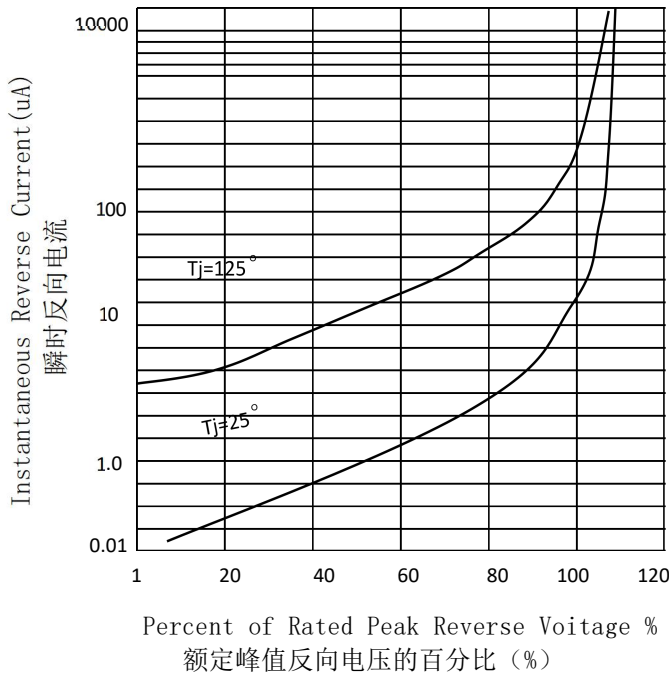


Fig.4-Typical Forward Characteristics  
图4. 典型的正向特性

