

特征/Features	外形尺寸/Outline Dimensions					
<ul style="list-style-type: none"> <li>◆ GPP芯片 Glass passivated chip</li> <li>◆ 低反向漏电流 Low Reverse Leakage Current</li> <li>◆ 高耐浪涌电流能力 High surge current capability</li> <li>◆ 接线端与壳体间绝缘耐压2500V Case to Terminal Isolation Voltage 2500V</li> </ul>	<b>Case: GBJ Series</b> Dimensions in millimeters 			序号	Min(mm)	MAX(mm)
				A	29.8	30.2
<b>机械参数/Mechanical Data</b>	<ul style="list-style-type: none"> <li>◆ 本体：塑封 Case: plastic package</li> <li>◆ 标识/极性：本体标记 Marking / Polarity: Marked on Body</li> <li>◆ 重量：约克 Weight: About 6.9grams</li> </ul>			B	24.68	28.68
				C	19.8	20.2
			D	17.4	17.8	
			E	0.95	1.05	
			F	9.8	10.2	
			G	3.9	4.2	
			H	0.85	1.3	
			I	4.4	4.8	
			J	0.5	0.8	
			K	1.8	2.4	
			L	9.8	10.2	
			M	16.4	17.0	

**极限值/Maximum Ratings and Thermal Characteristics @ Ta = 25°C unless otherwise noted**

符号 Symbol	特性 Characteristic	GBJ20							单位 Unit
		005	01	02	04	06	08	10	
V <sub>RRM</sub>	最大反向重复峰值电压 Maximum Recurrent Peak Reverse Voltage	50	100	200	400	600	800	1000	V
I <sub>F(AV)</sub>	平均整流输出电流 Average Forward Output Rectified Current@Ta =120°C	20							A
V <sub>F</sub>	正向峰值电压 Forward Voltage Per Leg @I <sub>FM</sub> =20.0A	1.06							V
I <sub>FSM</sub>	正向浪涌电流 Peak Forward Surge Current 8.3ms Single Half Sine-wave superimposed on rated load	350							A
I <sub>R</sub>	反向漏电流 Maximum DC reverse current at rated DC blocking voltage per leg	Ta = 25°C			5				uA
		Ta = 125°C			500				
i <sup>2</sup> t	热容值 Rating for fusing (t<8.3ms)	508							A <sup>2</sup> S
V <sub>isol</sub>	绝缘耐压 Rms isolation voltage from case to leads	2500							V
C <sub>J</sub>	典型结电容 Typical Junction Capacitance	118							pF
R <sub>θJC</sub>	热阻 Maximum thermal resistance per leg	1.0							°C/W
T <sub>j</sub> , T <sub>STG</sub>	结温, 存储条件 Operating Junction and storage temperature range	-55~150							°C

Note:  
 (1) Junction to case with heatsink  
 (2) Recommended mounting position is to bolt down on heatsink with silicone thermal compound for maximum heat transfer with M3 screw .

◆ 特性曲线 (典型) **Characteristics(Typical)**

Fig 1-forwardCurrent derating Curve  
图1正向电流降额曲线

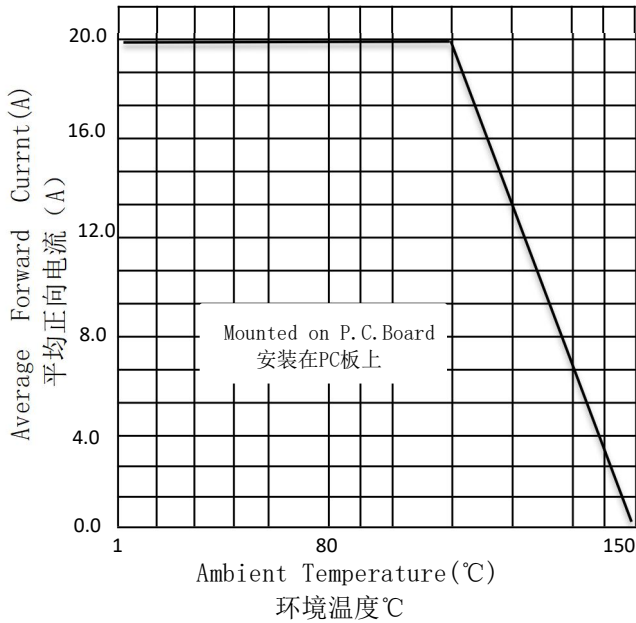


Fig. 2-Maximum Non-Repetitive Surge Current  
图2 最大不重复正向浪涌曲线

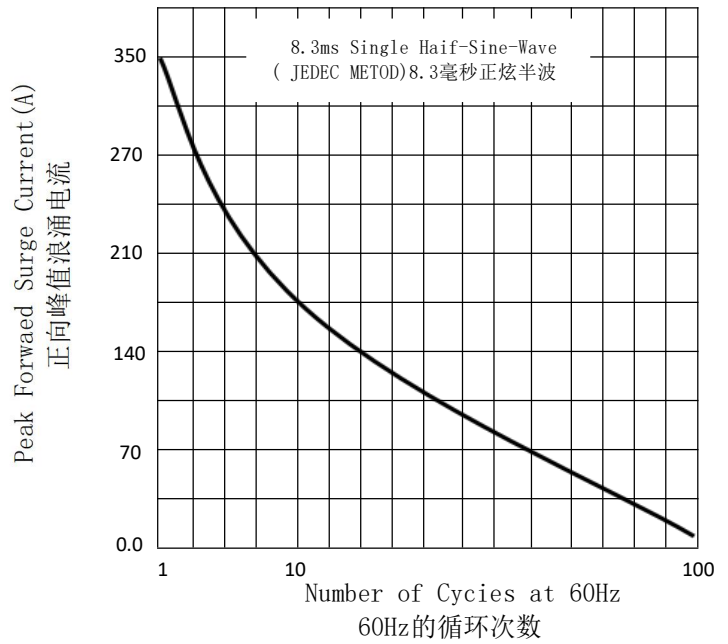


Fig. 3-Typical Reverse Characteristics  
图3. 典型的反向特性

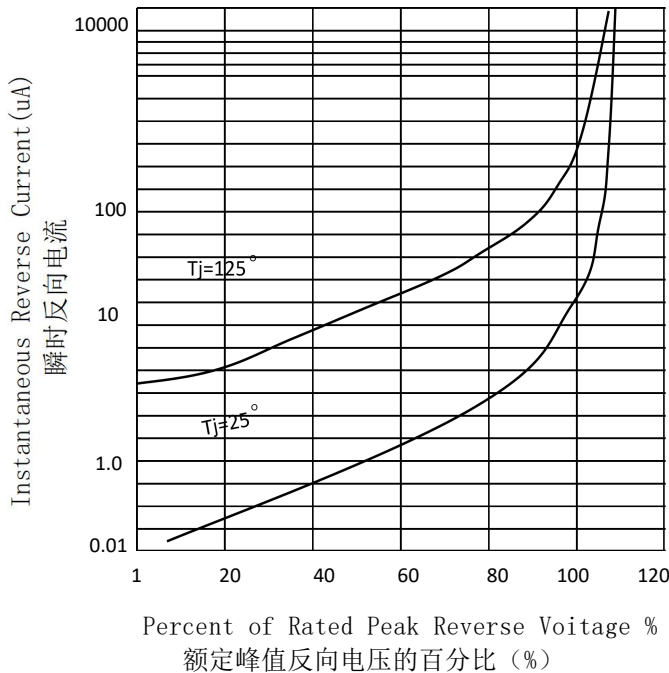


Fig. 4-Typical Forward Characteristics  
图4. 典型的正向特性

