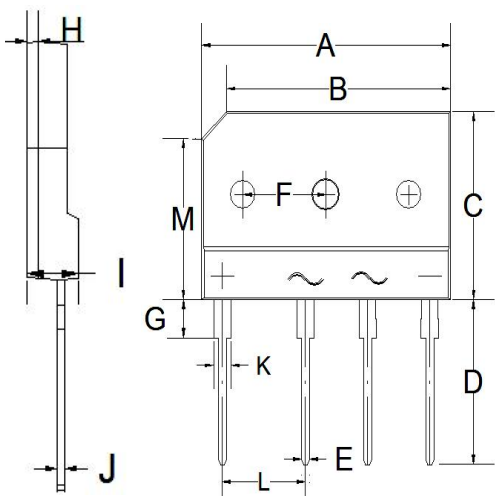


特征/Features	外形尺寸/Outline Dimensions			
<ul style="list-style-type: none"> ◆ GPP芯片 Glass passivated chip ◆ 低反向漏电流 Low Reverse Leakage Current ◆ 高耐浪涌电流能力 High surge current capability ◆ 接线端与壳体间绝缘耐压2500V Case to Terminal Isolation Voltage 2500V 	Case: GBJ Series Dimensions in millimeters			序号 Min(mm) MAX(mm)
		A	29.8	30.2
B		24.68	28.68	
C		19.8	20.2	
D		17.4	17.8	
E		0.95	1.05	
F		9.8	10.2	
G		3.9	4.2	
H		0.85	1.3	
I		4.4	4.8	
J		0.5	0.8	
K		1.8	2.4	
L	9.8	10.2		
M	16.4	17.0		

极限值/Maximum Ratings and Thermal Characteristics @ Ta = 25°C unless otherwise noted

符号 Symbol	特性 Characteristic	GBJ50							单位 Unit
		005	01	02	04	06	08	10	
V _{RRM}	最大反向重复峰值电压 Maximum Recurrent Peak Reverse Voltage	50	100	200	400	600	800	1000	V
I _{F(AV)}	平均整流输出电流 Average Forward Output Rectified Current@Ta =120°C	50							A
V _F	正向峰值电压 Forward Voltage Per Leg @I _{FM} =25.0A	1.03							V
I _{FSM}	正向浪涌电流 Peak Forward Surge Current 8.3ms Single Half Sine-wave superimposed on rated load	580							A
I _R	反向漏电流 Maximum DC reverse current at rated DC blocking voltage per leg	5 500							uA
i ² t	热容值 Rating for fusing (t<8.3ms)	1396							A ² S
V _{isol}	绝缘耐压 Rms isolation voltage from case to leads	2500							V
C _J	典型结电容 Typical Junction Capacitance	160							pF
R _{θJC}	热阻 Maximum thermal resistance per leg	0.8							°C/W
T _j , T _{STG}	结温, 存储条件 Operating Junction and storage temperature range	-55~150							°C

Note:
 (1) Junction to case with heatsink
 (2) Recommended mounting position is to bolt down on heatsink with silicone thermal compound for maximum heat transfer with M3 screw .

◆ 特性曲线 (典型) **Characteristics(Typical)**

Fig 1-forwardCurrent derating Curve
图1正向电流降额曲线

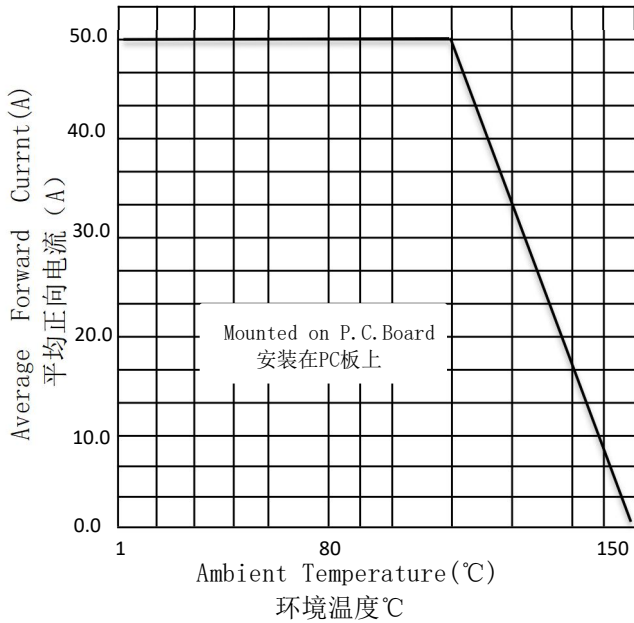


Fig.2-Maximum Non-Repetitive Surge Current
图2 最大不重复正向浪涌曲线

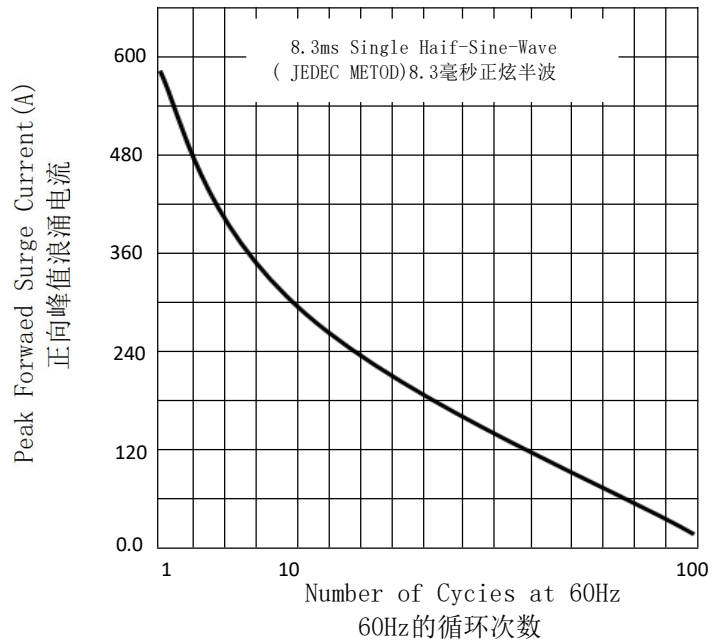


Fig.3-Typical Reverse Characteristics
图3. 典型的反向特性

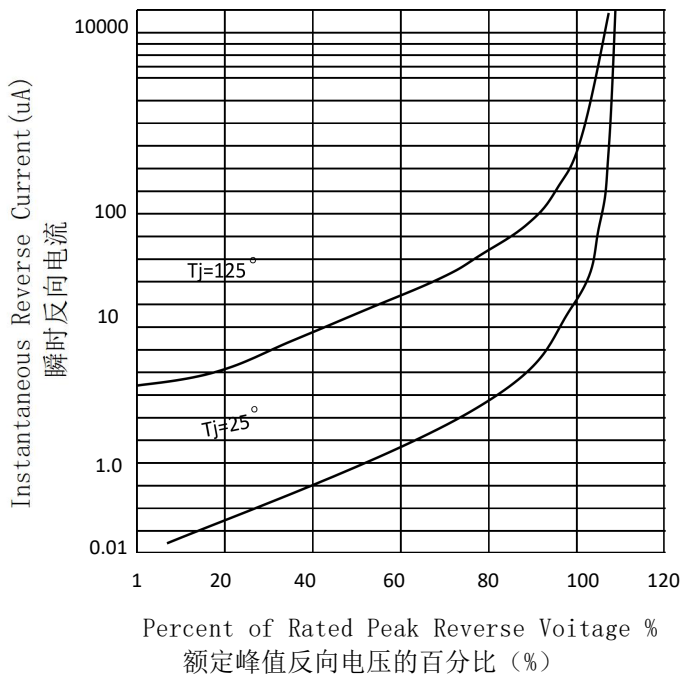


Fig.4-Typical Forward Characteristics
图4. 典型的正向特性

