

特征/Features	外形尺寸/Outline Dimensions																																									
<ul style="list-style-type: none"> ◆ GPP芯片 Glass passivated chip ◆ 低反向漏电流 Low Reverse Leakage Current ◆ 高耐浪涌电流能力 High surge current capability ◆ 接线端与壳体间绝缘耐压2500V Case to Terminal Isolation Voltage 2500V 	Case: GBU Series Dimensions in millimeters			序号 Min(mm) MAX(mm)																																						
				<table border="1"> <tr><td>A</td><td>21.8</td><td>22.3</td></tr> <tr><td>B</td><td>18.8</td><td>19.4</td></tr> <tr><td>C</td><td>15.2</td><td>15.7</td></tr> <tr><td>D</td><td>18.2</td><td>18.7</td></tr> <tr><td>E</td><td>3.4</td><td>3.8</td></tr> <tr><td>F</td><td>5.4</td><td>5.8</td></tr> <tr><td>G</td><td>2.3</td><td>2.7</td></tr> <tr><td>H</td><td>0.98</td><td>1.15</td></tr> <tr><td>I</td><td>4.8</td><td>5.2</td></tr> <tr><td>J</td><td>17.8</td><td>18.4</td></tr> <tr><td>K</td><td>3.35</td><td>3.6</td></tr> <tr><td>L</td><td>0.95</td><td>1.05</td></tr> <tr><td>M</td><td>0.4</td><td>0.6</td></tr> </table>	A	21.8	22.3	B	18.8	19.4	C	15.2	15.7	D	18.2	18.7	E	3.4	3.8	F	5.4	5.8	G	2.3	2.7	H	0.98	1.15	I	4.8	5.2	J	17.8	18.4	K	3.35	3.6	L	0.95	1.05	M	0.4
A	21.8	22.3																																								
B	18.8	19.4																																								
C	15.2	15.7																																								
D	18.2	18.7																																								
E	3.4	3.8																																								
F	5.4	5.8																																								
G	2.3	2.7																																								
H	0.98	1.15																																								
I	4.8	5.2																																								
J	17.8	18.4																																								
K	3.35	3.6																																								
L	0.95	1.05																																								
M	0.4	0.6																																								
机械参数/Machanical Data																																										
<ul style="list-style-type: none"> ◆ 本体: 塑封 Case: plastic package ◆ 标识/极性: 本体标记 Marking / Polarity: Marked on Body ◆ 重量: 约克 Weight: About 3.85grams 																																										

极限值/Maximum Ratings and Thermal Characteristics @ Ta = 25°C unless otherwise noted

符号 Symbol	特性 Characteristic	GBU25							单位 Unit
		005	01	02	04	06	08	10	
V _{RRM}	最大反向重复峰值电压 Maxmum Recurrent Peak Reverse Voltage	50	100	200	400	600	800	1000	V
I _{F(AV)}	平均整流输出电流 Average Forward Output Rectified Current@Ta=120°C	25							A
V _F	正向峰值电压 Forward Voltage Per Leg @I _{FM} =25A	1.1							V
I _{FSM}	正向浪涌电流 Peak Forward Surge Current 8.3ms Single Half Sine-wave superimposed on rated load	350							A
I _R	反向漏电流 Maximum DC reverse current at rated DC blocking voltage per leg	5 500							uA
i ² t	热容值 Rating for fusing (t<8.3ms)	508							A ² S
V _{isol}	绝缘耐压 Rms isolation voltage from case to leads	2500							V
C _J	典型结电容 Typical Junction Capacitance	118							pF
R _{θJC}	热阻 Maximum thermal resistance per leg	1.0							°C/W
T _j , T _{STG}	结温, 存储条件 Operating Junction and storage temperature range	-55~150							°C

Note:
 (1) Junction to case with heatsink
 (2) Recommended mounting position is to bolt down on heatsink with silicone thermal compound for maximum heat transfer with M3 screw .

◆ 特性曲线 (典型) **Characteristics(Typical)**

Fig 1-forwardCurrent derating Curve
图1正向电流降额曲线

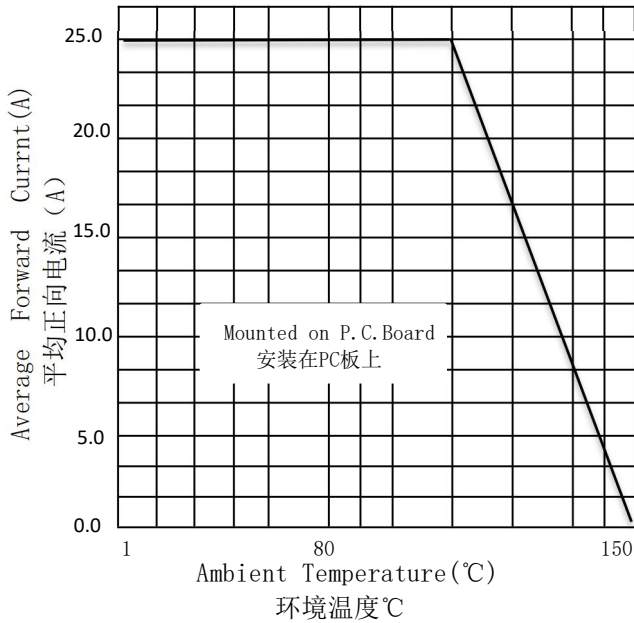


Fig.2-Maximum Non-Repetitive Surge Current
图2 最大不重复正向浪涌曲线

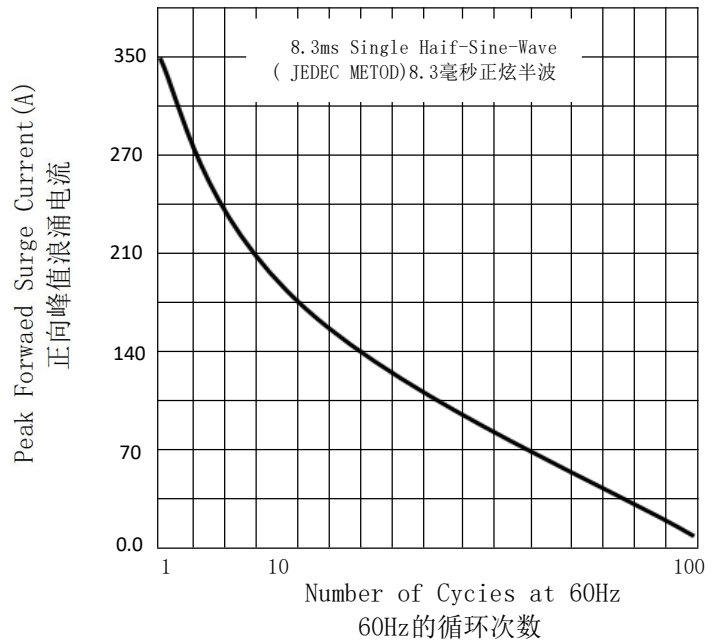


Fig.3-Typical Reverse Characteristics
图3. 典型的反向特性

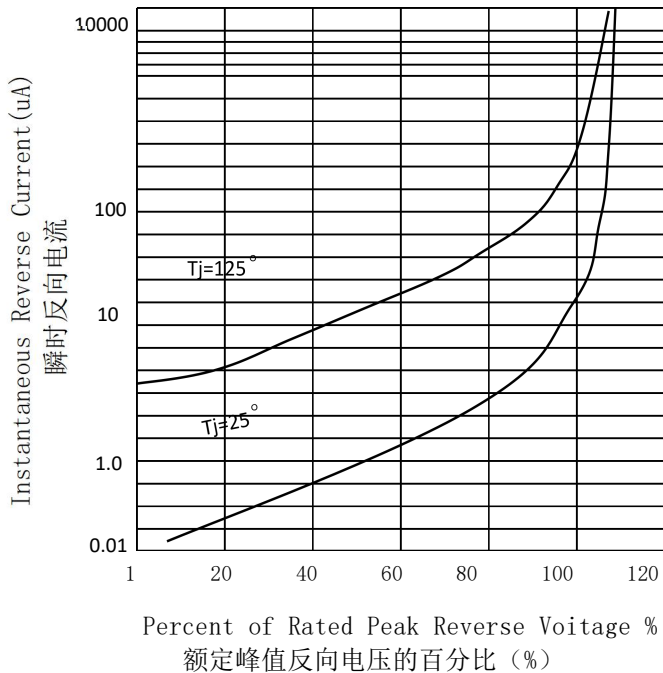


Fig.4-Typical Forward Characteristics
图4. 典型的正向特性

