

## SM5150 THRU SM5200 5.0 AMP SURFACE MOUNT SCHOTTKY BARRIER RECTIFIERS



### FEATURES

- \* Ideal for surface mount applications
- \* Easy pick and place
- \* Built-in strain relief
- \* Low forward voltage drop

### MECHANICAL DATA

- \* Case: Molded plastic
- \* Epoxy: UL 94V-0 rate flame retardant
- \* Metallurgically bonded construction
- \* Polarity: Color band denotes cathode end
- \* Mounting position: Any
- \* Weight: 0.093 grams

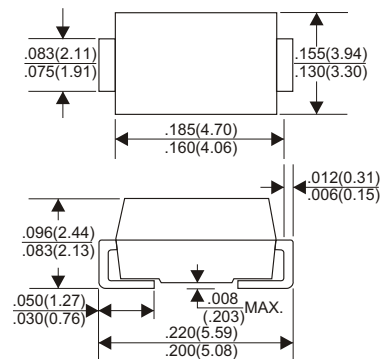
### VOLTAGE RANGE

150 to 200 Volts

### CURRENT

5.0 Amperes

### DO-214AA(SMB)



Dimensions in inches and (millimeters)

## MAXIMUM RATINGS AND ELECTRICAL CHARACTERISTICS

Rating 25°C ambient temperature unless otherwise specified.  
Single phase half wave, 60Hz, resistive or inductive load.  
For capacitive load, derate current by 20%.

TYPE NUMBER	SM5150	SM5200	UNITS
Maximum Recurrent Peak Reverse Voltage	150	200	V
Maximum RMS Voltage	105	140	V
Maximum DC Blocking Voltage	150	200	V
Maximum Average Forward Rectified Current at $T_L=100^\circ\text{C}$	5.0		A
Peak Forward Surge Current, 8.3 ms single half sine-wave superimposed on rated load (JEDEC method)	120		A
Maximum Instantaneous Forward Voltage at 5.0A	0.92		V
Maximum DC Reverse Current at Rated DC Blocking Voltage	0.02		mA
Typical Junction Capacitance (Note 1)	380		PF
Typical Thermal Resistance $R_{\theta JL}$ (Note 2)	12		$^\circ\text{C}/\text{W}$
Operating Temperature Range $T_j$	-65 — +175		$^\circ\text{C}$
Storage Temperature Range $T_{stg}$	-65 — +175		$^\circ\text{C}$

#### NOTES:

1. Measured at 1MHz and applied reverse voltage of 4.0V D.C.
2. Thermal Resistance Junction to Lead Vertical PC Board Mounting 0.375"(9.5mm) Lead Length.

## RATING AND CHARACTERISTIC CURVES (SM5150 THRU SM5200)

FIG.1-TYPICAL FORWARD CURRENT DERATING CURVE

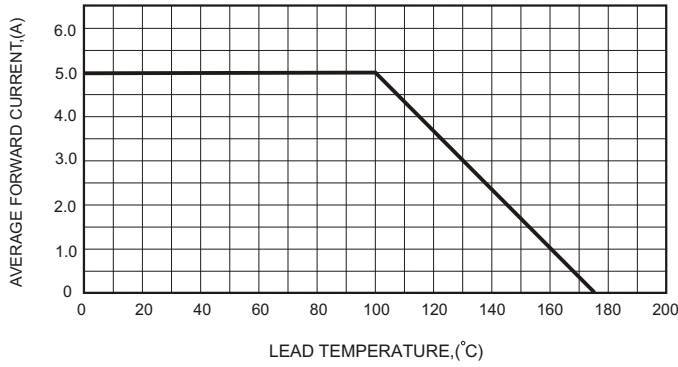


FIG.2-TYPICAL FORWARD CHARACTERISTICS

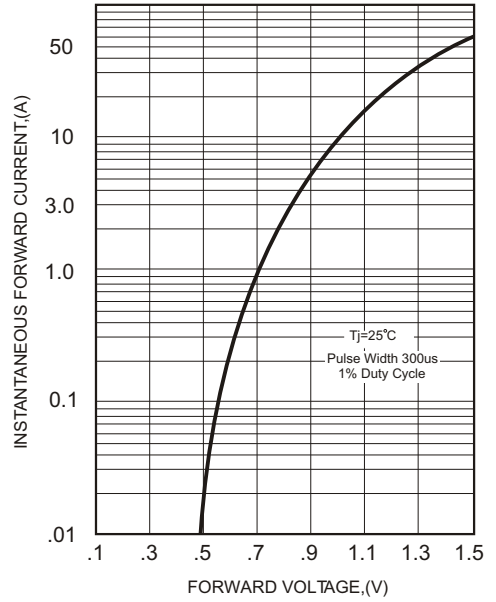


FIG.3-MAXIMUM NON-REPETITIVE FORWARD SURGE CURRENT

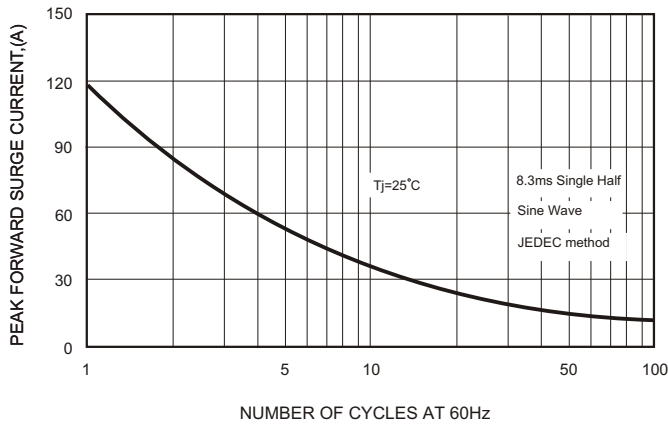


FIG.5 - TYPICAL REVERSE CHARACTERISTICS

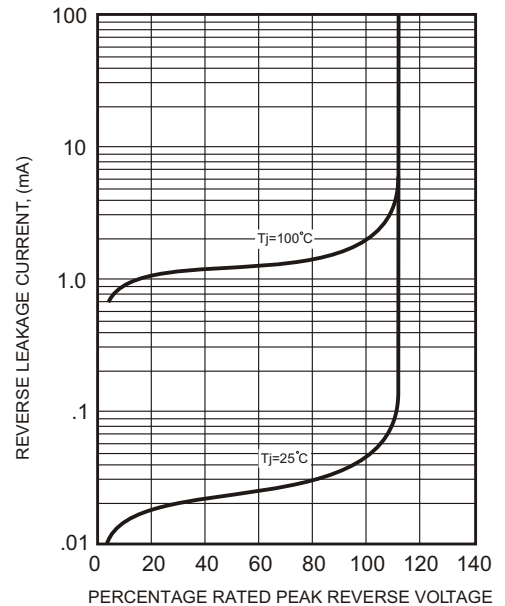


FIG.4-TYPICAL JUNCTION CAPACITANCE

